



Thornton Fractional No High School

755 Pulaski Rd Calumet City, IL 60409 (708) 585-1000

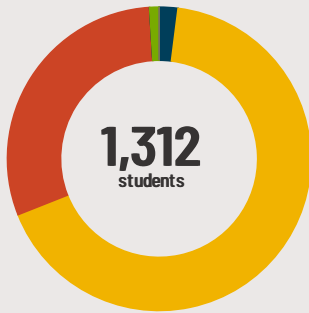
Grades: 9 - 12

District: Thornton Fractional Twp HSD215

Principal: Mr. Brian Rucinski

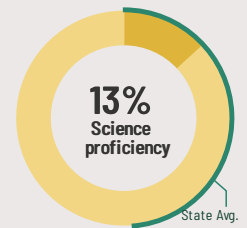
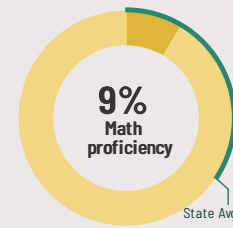
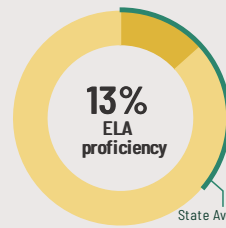
Superintendent: Dr. Teresa Lance

Fast Facts



Student Characteristics

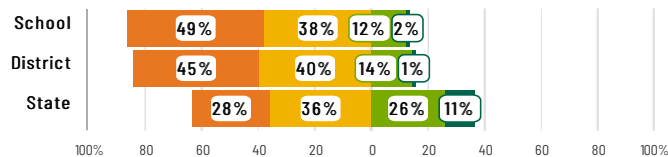
White	2%
Black	67%
Hispanic	30%
Asian	0%
American Indian	0%
Two or More Races	1%
Pacific Islander	0%
Low Income	71%
English Learners	9%
With IEPs	14%
With Disabilities	-
Homeless	3%



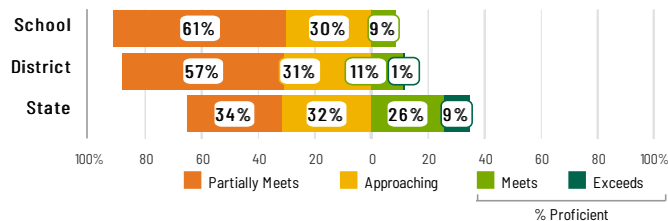
Academic Success

High school students take the SAT in English Language Arts and Math. The display shows SAT ELA & Math results in four performance levels.

English Language Arts



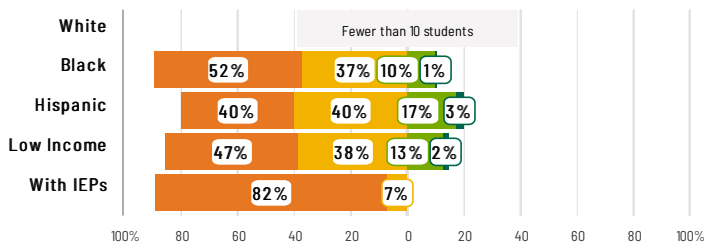
Mathematics



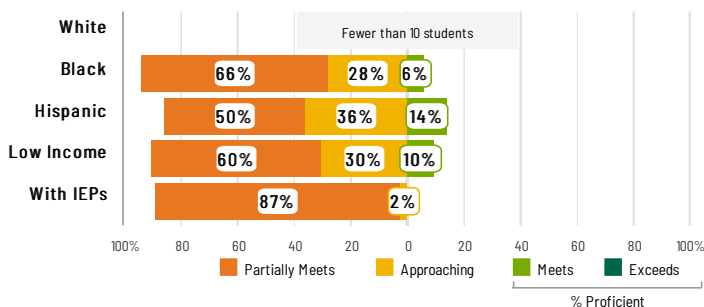
Success by Student Group

This display shows SAT ELA & Math performance levels for each student group. No data is shown for groups with fewer than 10 students.

English Language Arts



Mathematics



School Environment



The **5Essentials Survey** allows students in grades 6-12 and all teachers to share their perspectives on essential conditions for learning. The anonymous survey consists of 5 components.

- Most implementation
- More implementation
- Average implementation
- Less implementation
- Least implementation
- Not Applicable/Low Response

Response Rates

Students	63%
Teachers	69%

Effective Leaders

Do principals and teachers implement a shared vision for success?

Collaborative Teachers

Do teachers collaborate to promote professional growth?

Ambitious Instruction

Are classes challenging and engaging?

Supportive Environment

Is the school safe, demanding, and supportive?

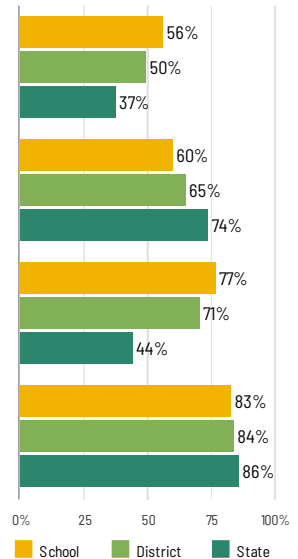
Involved Families

Does the entire staff build strong external relationships?

College Readiness

Early College Coursework

Students taking early college coursework in grades 10, 11, and 12



Postsecondary Enrollment

Students who enroll at colleges and universities

Community College Remediation (lower is better)

Students enrolled in Illinois community colleges who require remedial coursework

Graduation Rate

Percentage of students who graduated within 4 years



Thornton Fractional North High School

School Highlights

Academic Courses

Thornton Fractional North High School is located in the southeastern corner of Cook County, approximately 25 miles south of Chicago's Loop. Originally built in 1926, TF North serves approximately 1600 students from Calumet City and Burnham.

Physical Education, Health and Wellness

Health and PE have unique opportunities to contribute to the objectives of education. The nearer a person reaches optimum health as an individual the more likely are their chances of living constructively, effectively, and successfully. The modern concept of health and PE directs itself toward development of the whole child.

Other Programs and Activities

The Applied Technology/Vocational Education Department is a unique and integral areas of District 215's educational program, designed to help students with the attainment of knowledge and skills necessary to live and work in the practical yet technologically complex society. Art is humanity's most essential language, it's necessary.

School Awards

Thornton Fractional North has 85% of the teaching staff with Master's Degrees. There are currently eighteen employees of the school who are former graduates. Our teaching staff consists of 42 males and 55 females. Each member of our staff is committed to excellence. Our Motto: We are Hard-Working, Caring, Respectful and Responsible.

Career Development Courses and Programs

T.F. District 215's Business Department offers a selection of course offerings that prepare students for post-secondary studies as well as employment skills necessary for the year 2015 and beyond. Besides developing computer technology skills, students can gain work experience through the cooperative school-to-work programs.

Athletics

While we know that students who are involved have a greater high school experience, we want students and parents to know that we consider academics first. Athletes must maintain a 2.0 GPA to become and remain involved in extra-curricular activities and the sports programs. We offer 28 different sports for students to choose from and compete.

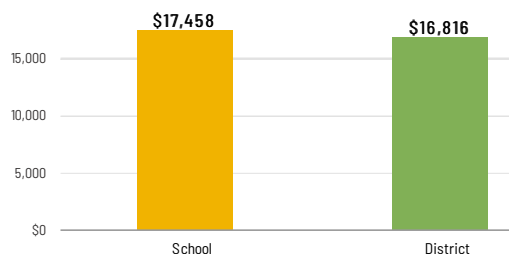
School Personnel Resources

Thornton Fractional North has 85% of the teaching staff with Master's Degrees. There are currently eighteen employees of the school who are former graduates. Our teaching staff consists of 42 males and 55 females. Each member of our staff is committed to excellence. Our Motto: We are Hard-Working, Caring, Respectful and Responsible.

Facilities

School-Level Finance

The Every Student Succeeds Act requires LEAs to report school-level expenditure data, beginning with School Year 18-19 data. LEAs are required to report actual personnel and non-personnel expenditures of both site-specific and district centralized expenditures. Expenditures are shown at the site level and must be disaggregated by source of funds (federal vs. state/local). These data are self-reported and may differ from AFR data.



Educator Measures

This school has had **2 principal(s)** over the past 6 years. In the last three years, an average of **89% of teachers** return to this school each year.

Student Attendance and Mobility

Attendance Rate

Rate at which students are present at school, not including excused or unexcused absences



Chronic Absenteeism

Percentage of students who miss 10% or more of school days per year either with or without a valid excuse



Student Mobility

Percentage of students who transfer in or out of the school during the school year, not including graduates



Teacher Retention

Percentage of full time teachers who return to the same school year to year



FOR MORE INFORMATION

Visit IllinoisReportCard.com to see additional details about each item of information for this school. There you will find charts spanning multiple years, detailed explanations, resources, more of the school's programs and activities, and powerful tools that let you dig deeper into data.

Most of this data has been collected by ISBE from school districts through data systems. Some information, such as the School Highlights, is entered directly by principals and can be updated throughout the year.